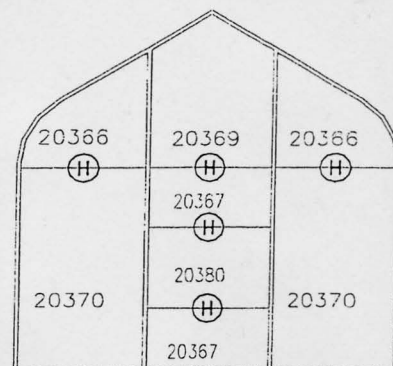
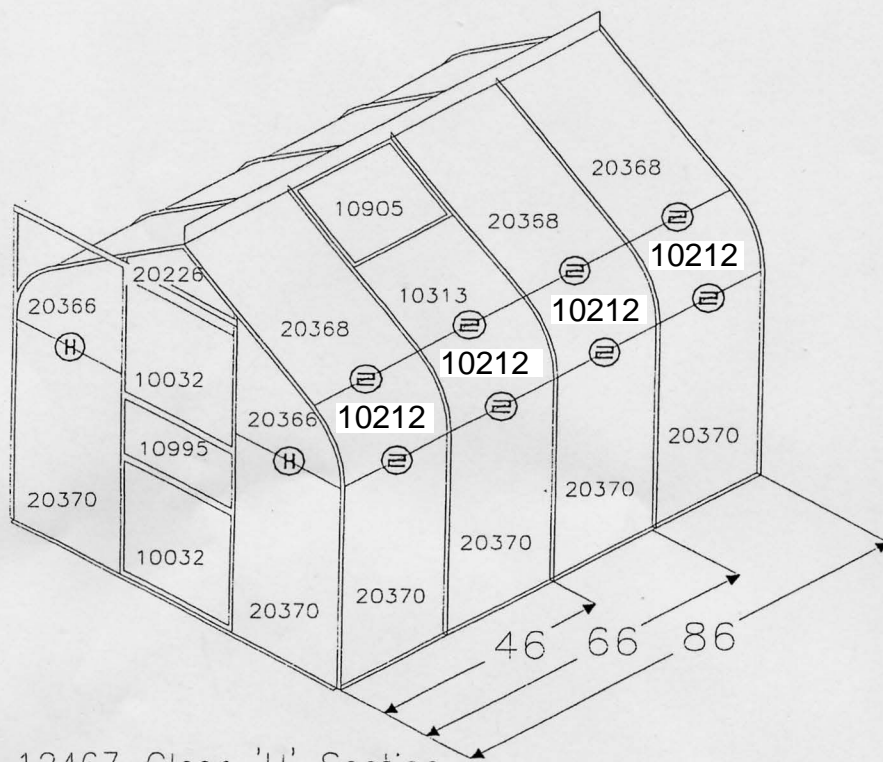


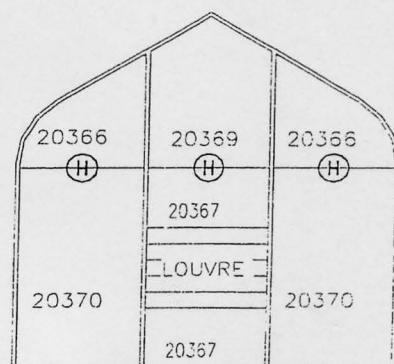
Glazing Plan for Curved Greenhouses With Large Pane Toughened Glass

Follow Glazing and Safety Instructions in Main Assembly Instructions with the following exception.

'Z' Clips 00458 and Bendable Clips 00135 are not required. The roof glass should instead be fully inserted into the ridge before the Spring Clips 00453 are fitted to secure the curved acrylic panels.



Plain Gable



An optional louvre may be available as an accessory

Ⓜ 12467 Clear 'H' Section

Ⓜ 00711 Black 'Z' Section

Model		46	66	86
Code	Description			
10032	610 x 610mm Toughened Glass	2	2	2
10212	610 x 466 mm Clear Acrylic Panel	4	6	8
10313	610 x 356mm Toughened Glass	1	1	1
10905	600 x 545mm Toughened Glass	1	1	1
10995	610 x 300mm Toughened Glass	1	1	1
20226	610 x 217/19mm Toughened Glass Shape	1	1	1
20366	610 x 620mm Toughened Glass Curve	4	4	4
20367	610 x 330mm Toughened Glass	2	2	2
20368	610 x 895mm Toughened Glass	3	5	7
20369	610 x 836/636mm Toughened Glass Shape	1	1	1
20370	610 x 1105mm Toughened Glass	8	10	12
20380	610 x 444 mm Toughened Glass	1	1	1
00711	Black Plastic 'Z' Section 610 mm (In Main Pack)	8	12	16
12467	Clear Plastic 'H' Section 610 mm	7	7	7